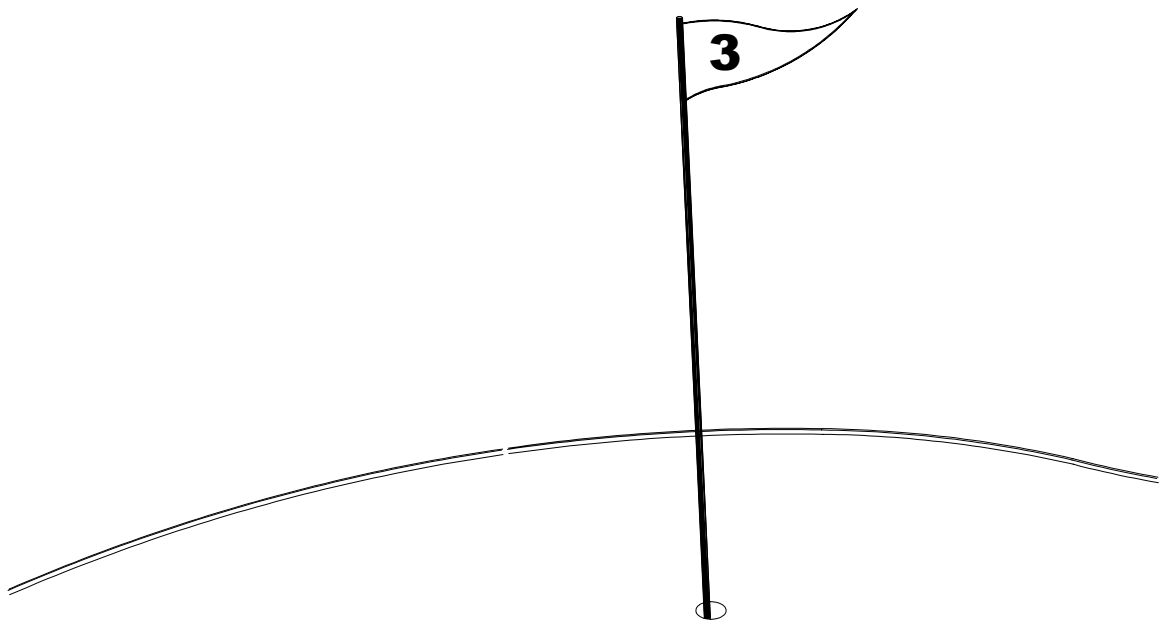


SKINS GAME

CHAPTER



SYSTEM SOFTWARE



NOTICE: This manual is subject to change without notice. Midway Games West Inc. reserves the right to make improvements in equipment function, design, or components as progress in engineering or manufacturing methods may warrant.

GAME OPERATION

PLAYER CONTROLS

Change Camera
Choose between a behind-the-player view or a bird's-eye view.

Select Club
Cycles through your selection of clubs.

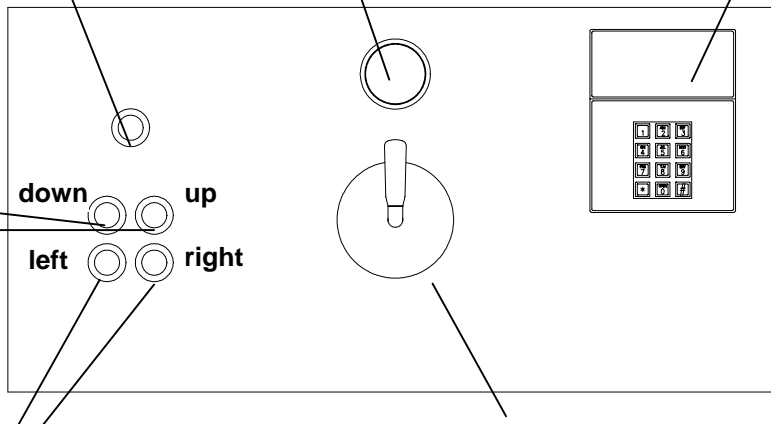
During Extreme Mode, buttons add top- or back-spin.

Start/Select and "Power Shot"

After currency is accepted this button starts a 1-, 2-, 3-, or 4-player game. During play, this button can increase a club's maximum distance, provided the joystick is released at precisely the right moment. Players earn one Power Shot per three holes, but can earn more after 10 QuickShots.

Keypad Pod Assembly

Lets players enter their PINs as well as allow operators to navigate the system menus.



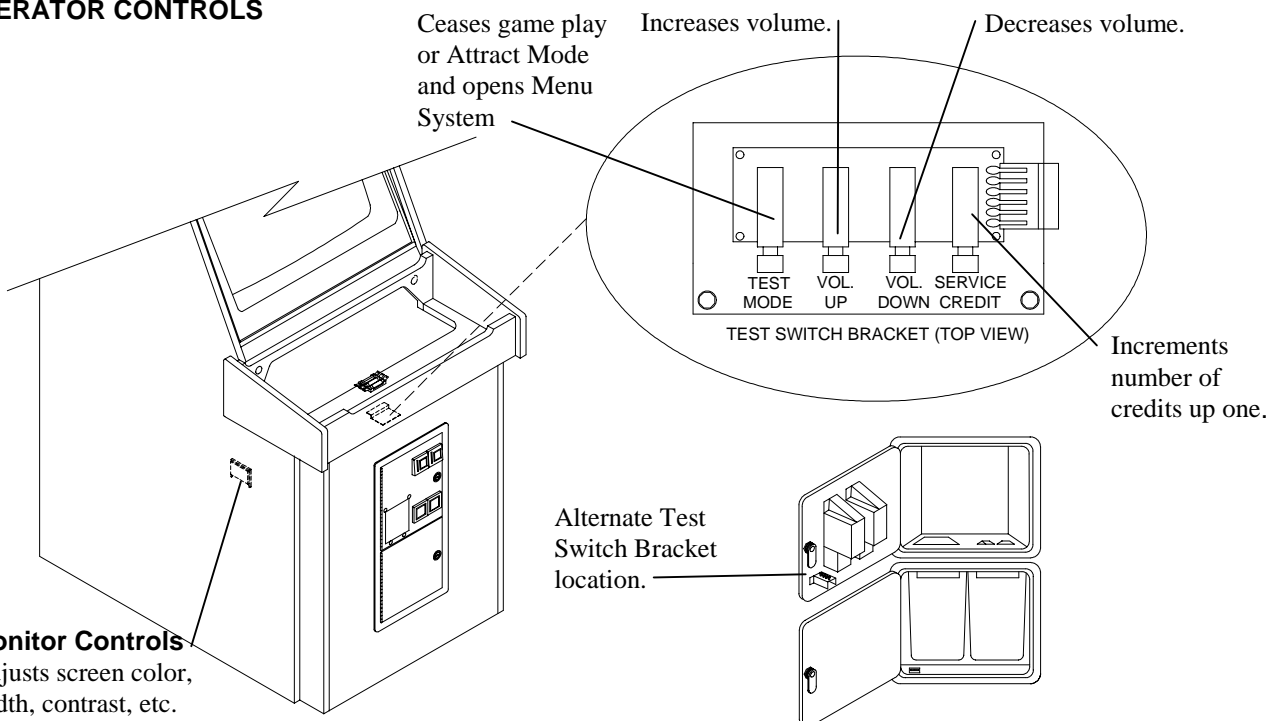
Aim (Get Left/Get Right)

Left button swivels player counter-clockwise around ball (from an overhead view), changing lateral aim to the right. Right button changes lateral aim to the left. In Extreme Mode, buttons move an in-flight ball left or right.

Joystick Assembly

Pulling back on the joystick winds your club backwards. Pulling to the left aims the swing a bit to the right; pulling to the right aims the swing a bit to the left. The joystick assembly is designed to withstand numerous sudden snaps back to neutral position.

OPERATOR CONTROLS



Monitor Controls
Adjusts screen color, width, contrast, etc.

OPERATOR CONTROL LOCATIONS

Menu System

Follow instructions at the bottom of each menu screen to access more menus and change settings. The current date and time are shown.

ATLANTIS TESTS

Day Date Year Time

ADJUST VOLUME

STATISTICS

GAME OPTIONS

COIN OPTIONS

TOURNAMENT OPTIONS

SET DATE/TIME

TESTS

EXIT TO GAME

To select test, use +/-/LEFT/RIGHT

To run test, Press START or TEST

EPROM: X.XX Sept 7 1999 XX:XX:XX

GUTS: X.XX Aug 30 1999 XX:XX:XX

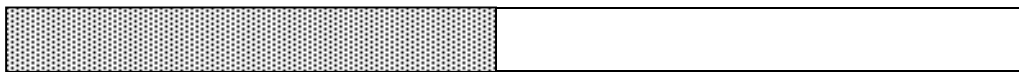
Game: Sep 2 1999 XX:XX:XX

Serial #: XXXXXXXX


ADJUST VOLUME

Raise or lower the volume during the game and during Attract Mode. Set the game volume first, then decide if Attract Mode will be as loud as the game (100%), or less. Attract Mode cannot be louder than game volume. You can also adjust volume with the control switches.

Game



Attract (75% of Game)



To ADJUST volume, use +/-/LEFT/RIGHT

To SELECT which volume, Press START or TEST

To RESTORE old settings, press and hold START or TEST

To SAVE settings and exit, Press VIEW or CREDIT

STATISTICS

View game play and coin statistics.

Coin 1 (Left)	: 0
Coin 2 (Right)	: 0
Coin 3	: 0
Coin 4	: 0
Bill Value	: 0
Service Credits	: 0
Idle Mins	: 0
1 Player Mins	: 0
2 Player Mins	: 0
3 Player Mins	: 0
4 Player Mins	: 0
New Games	: 0
Cont Games	: 0
Total Games	: 0
1-Player Games	: 0
2-Player Games	: 0
3-Player Games	: 0
4-Player Games	: 0
Error Count	: 0
Total Coins:	: 0
Avg TIME/COIN	: 0
Percentage Play	: 0

To clear these counters,
Hold START or TEST and press VIEW or CREDIT
For more stats, press VIEW or CREDIT

STATISTICS

HISTOGRAMS

New Game Times (in seconds)

Course Selected

Golfer Selected

Holes/game total

Holes/game 1 player

Holes/game 2 player

Holes/game 3 player

Holes/game 4 player

Players per game

Game Type

QuickShot percent

Power Shot percent

Power Shot usage

Navigated shot percent

CLEAR ALL HISTOGRAMS

To select Histogram, Use +/-/LEFT/RIGHT

To show Histogram, Press START or TEST

To return to menu, Press VIEW or CREDIT

GAME OPTIONS

Reset High Scores After Reboot (One Time Effect)

No

Conservative Mode

Off

To change settings, use +/-/LEFT/RIGHT

To RESTORE old settings, Press START or TEST

To SAVE settings and exit, Press VIEW or CREDIT

COIN OPTIONS

PRICING OPTIONS

Free Play:

No (or Yes)

Start game cost

1 Coin (1-12 Coins)

Continue Game Cost

1 Coin (1-12 Coins)

Bonus for quantity buy-in

None

To change settings, use +/-/LEFT/RIGHT
To RESTORE old settings, Press START or TEST
To SAVE settings and exit, Press VIEW or CREDIT

COIN OPTIONS

MECH SETUP

Activate mech to test. Current Status

Mech 1 Mech 2 Mech 3 Mech 4 x4 Bill Service

Each Mech 1 Pulse Worth:

1 Coin (up to 60 coins)

Each Mech 2 Pulse Worth:

1 Coin (up to 60 coins)

Each Mech 3 Pulse Worth:

1 Coin (up to 60 coins)

Each Mech 4 Pulse Worth:

1 Coin (up to 60 coins)

Each Bill Pulse Worth:

1 Coin (up to 60 coins)

Stats and Counters Count:

Coins (or pulses)

To change settings, use +/-/LEFT/RIGHT
To RESTORE old settings, Press START or TEST
To SAVE settings and exit, Press VIEW or CREDIT

TOURNAMENT OPTIONS

Dialup System Setup

Dialup Diagnostics

Dialup Statistics.

SET DATE/TIME

Date: Day Month Date, YEAR

Time: 10:14:41

Time Zone: (Not defined)

Time Zone Uses Daylight Savings Time: No

To RESTORE old setting, Press START or TEST
To set digit, use +/-/LEFT/RIGHT or keypad
To SAVE setting and exit, Press VIEW or CREDIT

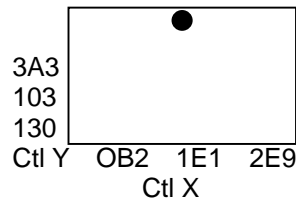
TESTS

CONTROLS TEST

COIN MECHS

1 2 3 4
SVC BILL

START
VIEW
CLUB +
CLUB -
AIM LEFT
AIM RIGHT



MISC

TILT VOL +
TEST VOL -

Keypd

1 2 3
4 5 6
7 8 9
* 0 #

GRN=ok RED= Sw ON. YEL=Sw maybe.
To activate LAMP, press START
To reset pot limits, Press and hold START
To activate coin counter, Press TILT Switch.
To return to menu, Press and hold VIEW or CREDIT

TESTS
MONITOR TESTS
COLOR BARS

Shows horizontal bars of red, green, blue, and white.

To cycle format, press START or TEST to return
 To return to menu, press VIEW or CREDIT

TESTS
MONITOR TESTS
CONVERGENCE

Shows grid with dots in the center of each box. You can change the color of the boxes and dots.

To change color, press START or TEST to return
 To return to menu, press VIEW or CREDIT

TESTS
MONITOR TESTS
PURITY

Fills the screen with red, green, blue, bright white, and white for brightness, 50% grey, grey, ones and black.

To change color, Press START or TEST
 To toggle text on/off, use +/-/LEFT/RIGHT
 To Return to menu, Press VIEW or CREDIT

TESTS
SOUND TESTS
HARDWARE TEST

*** Testing Audio Hardware ***

Hardware Reset	PASSED
I/O port test	PASSED
DSP IDMA Test	PASSED
Diag version	0.01
SDRC Revision	3
D/RAM 0 Test	PASSED
D/RAM 1 Test	PASSED
Bong Test:	PASSED
Software Reset	PASSED
DSP OS Version:	0.02

To return to menu, press VIEW or CREDIT

TESTS
SOUND TESTS
SPEAKER TEST

A voice alternates speaking the word "left" into the left speaker and "right" into the right speaker to test your stereo capability.

To return to menu, Press VIEW or CREDIT

TESTS
DISK TESTS
DRIVE READ TEST

Hard Drive Connected: Yes

Hard Drive Manufacturer_

Logical Sectors available: XXXXXXXX

LBA MB/SEC

____ __ avg

____ min

____ max

Tests completed: 0

To return to menu, Press VIEW or CREDIT

TESTS
DISK TESTS
FILESYSTEM CHECK

Total Files Used: XXXX

Passes Completed : X

Checking File: XXX.X

To Return to menu, Press VIEW or CREDIT

TESTS
MEMORY TESTS
VIDEO MEMORY TESTS

Bank 0:

Testing Bank 0 . . .

This test takes about 75 seconds. Please wait.

TESTS
MEMORY TESTS
ROM TEST

Boot EPROM PASSED

Expansion EPROM (U17) test master is NOT installed

To return to menu, Press VIEW or CREDIT

TESTS
UART TESTS

UART 0 (IOASIC) TEST
UART 1 (XMODEM) TEST
UART 1 (XMODEM) RCV ONLY
UART 2 (RS485) TEST
UART 2 (RS485) RCV ONLY
UART 3 PCI MODEM DIAL
UART 3 PCI MODEM ANSWER

To select test, Use +/-/LEFT/RIGHT

To run test, Press START or TEST

To return to menu, Press VIEW or CREDIT

TESTS
PRINTER PORT TEST

Printing Line:

Waiting for printer

To return to menu, Press VIEW or CREDIT

TESTS

DIP SWITCHES TEST

U49

- 1 OFF - Run Game
- 2 OFF - Normal
- 3 OFF - Normal
- 4 OFF - Normal
- 5 OFF - Normal
- 6 OFF - Normal
- 7 OFF - Not Used
- 8 OFF - Not Used

U50

- 1 OFF - Not Used
- 2 OFF - Not Used
- 3 OFF - Not Used
- 4 OFF - Not Used
- 5 OFF - Not Used
- 6 OFF - Not Used
- 7 OFF - Not Used
- 8 OFF - Not Used

To return to menu, Press VIEW or CREDIT

EXIT TO GAME

STANDARD PRICING TABLE

NAME	START	CONTINUE	CREDITS/COIN	COIN 1	COIN 2	COIN 3	COIN4	BILL
ANTILLES	2	2	1/25¢, 4/1G	.25¢	1G			
AUSTRALIA 1	2	2	1/3X20¢, 2/\$1.00	.20¢	\$1.00			
AUSTRALIA 2	2	2	1/5X20¢, 1/\$1.00	.20¢	\$1.00			
AUSTRIA 1	2	2	1/5Sch, 2/10Sch	5 Sch	10 Sch			
AUSTRIA 2	2	2	1/2X5Sch, 3/2X10Sch	5 Sch	10 Sch			
BELGIUM 1	2	2	1/20BF	20BF	20BF			
BELGIUM 2	2	2	3/20BF	20BF	20BF			
BELGIUM 3	2	2	2/20BF	20BF	20BF			
BELGIUM ECA	2	2	1/20BF	50BF	20BF	5BF		
CANADA 1	2	2	1 / 2 x 25¢, 3 / \$1	25¢	25¢			
CANADA 2	2	2	1 / 2 x 25¢, 3 / \$1	25¢	\$1.00			
CANADA 3	2	2	3 / \$1.00, 6 / \$2.00	\$1.00	\$2.00			
CANADA ECA	2	2	1 / 2 x 25¢, 3 / \$1	25¢		\$1.00	\$2.00	
DENMARK	2	2	3/5DKr, 7/10DKr	5DKr	10DKr			
FINLAND	2	2	1/1Fmk	1Fmk	5Fmk			
FRANCE 1	2	2	2/5Fr, 5/10Fr	5Fr	10Fr			
FRANCE 2	2	1	2/5Fr, 4/10Fr	5Fr	10Fr			
FRANCE 3	2	1	1/5Fr, 3/10Fr	5Fr	10Fr			
FRANCE 4	2	1	1/5Fr, 2/10Fr	5Fr	10Fr			
FRANCE 5	2	1	2/5Fr, 5/10Fr, 11/2 X 10Fr	5Fr	10Fr			
FRANCE 6	2	1	2/5Fr, 4/10Fr, 9/2 X 10Fr	5Fr	10Fr			
FRANCE 7	2	1	1/5Fr, 3/10Fr, 7/2 X 10Fr	5Fr	10Fr			
FRANCE 8	2	1	1/5Fr, 2/10Fr, 5/2 X 10Fr	5Fr	10Fr			
FRANCE 9	2	1	1/3 X 1Fr, 2/5Fr	1Fr	5Fr			
FRANCE 10	2	1	1/2 X 1Fr, 3/5Fr	1Fr	5Fr			
FRANCE 11	2	1	1/3 X 1Fr, 2/5Fr, 5/2 X 5Fr	1Fr	5Fr			
FRANCE 12	2	1	1/2 X 1Fr, 3/5Fr, 7/2 X 5Fr	1Fr	5Fr			
FRANCE ECA 1	1	1	2/5Fr, 5/10Fr	1Fr	5Fr	10Fr	20Fr	
FRANCE ECA 2	1	1	2/5Fr, 4/10Fr	1Fr	5Fr	10Fr	20Fr	
FRANCE ECA 3	1	1	1/5Fr, 3/10Fr	1Fr	5Fr	10Fr	20Fr	
FRANCE ECA 4	1	1	1/5Fr, 2/10Fr	1Fr	5Fr	10Fr	20Fr	
FRANCE ECA 5	1	1	2/5Fr, 5/10Fr, 11/2 X 10Fr	1Fr	5Fr	10Fr	20Fr	
FRANCE ECA 6	1	1	2/5Fr, 4/10Fr, 9/2 X 10Fr	1Fr	5Fr	10Fr	20Fr	
FRANCE ECA 7	1	1	1/5Fr, 3/10Fr, 7/2 X 10Fr	1Fr	5Fr	10Fr	20Fr	
FRANCE ECA 8	1	1	1/5Fr, 2/10Fr, 5/2 X 10Fr	1Fr	5Fr	10Fr	20Fr	
FRANCE ECA 9	1	1	1/3 X 1Fr, 2/5Fr	1Fr	5Fr	10Fr	20Fr	
FRANCE ECA 10	1	1	1/2 X 1Fr, 3/5Fr	1Fr	5Fr	10Fr	20Fr	
FRANCE ECA 11	1	1	1/3 X 1Fr, 2/5Fr, 5/10Fr	1Fr	5Fr	10Fr	20Fr	
FRANCE ECA 12	1	1	1/2 X 1Fr, 3/5Fr, 7/10Fr	1Fr	5Fr	10Fr	20Fr	
FRANCE ECA 13	1	1	1/10Fr, 2/20Fr, 4/30Fr	1Fr	5Fr	10Fr	20Fr	
FREE PLAY	--	--	--	None	None	None	None	None
GERMANY 1	2	2	1/1DM, 6/5DM	1DM	5DM			
GERMANY 2	2	1	1/1DM, 7/5DM	1DM	5DM			
GERMANY 3	2	1	1/1DM, 8/5DM	1DM	5DM			
GERMANY 4	2	1	1/1DM, 5/5DM	1DM	5DM			
GERMANY 5	2	1	1/1DM, 6/5DM	1DM	5DM			
GERMANY ECA 1	2	2	1/1DM, 2/2DM, 6/5DM	1DM	2DM	5DM		
GERMANY ECA 2	2	1	1/1DM, 2/2DM, 6/5DM	1DM	2DM	5DM		
GERMANY ECA 3	1	1	1/1DM, 2/2DM, 6/5DM	1DM	2DM	5DM		
HUNGARY	2	2	1/2X10Ft, 3/2X20Ft	10Ft	20Ft			
ITALY	2	2	1/500Lit	500Lit	500Lit			
JAPAN 1	2	2	1/100Yen	100	100			
JAPAN 2	2	2	2/100Yen	100	100			
JAPAN 3	1	1	1/100Yen	100	100			
JAPAN 4	1	1	2/100Yen	100	100			
JAPAN 5	1	1	4/100Yen	100	100			
JAPAN 6	1	1	1/2X100Yen	100	100			
NETHERLANDS	2	2	1/1HFI, 3/2.5HFI	1HFI	2.5HFI			
NEW ZEALAND 1	1	1	1/\$1	\$1	\$2			
NEW ZEALAND 2	1	1	2/\$1	\$1	\$2			
NORWAY	2	2	3/5Nkr, 6/10Nkr	5Nkr	10Nkr			
SPAIN 1	2	2	1/100Pta, 6/500Pta	100Pta	500Pta			
SPAIN 2	2	2	1/100Pta, 5/500Pta	100Pta	500Pta			
SWEDEN	2	2	1/3X1SKr, 2/5SKr	1SKr	5SKr			
SWITZERLAND 1	2	2	1/1SFr, 6/5SFr	1SFr	5SFr			
SWITZERLAND 2	2	2	1/1SFr, 7/5SFr	1SFr	5SFr			
SWITZERLAND 3	2	2	1/1SFr, 8/5SFr	1SFr	5SFr			

(Table continues on next page)

STANDARD PRICING TABLE, *continued*

NAME	START	CONTINUE	CREDITS/COIN	COIN 1	COIN 2	COIN 3	COIN4	BILL
UK ECA 1	1	1	1/50p, 3/£1.00	£1.00	50p	20p	10p	£2.00
UK ECA 2	1	1	1/50p, 2/£1.00	£1.00	50p	20p	10p	£2.00
UK ECA 3	1	1	1/30p, 2/50p, 5/£1.00	£1.00	50p	20p	10p	£2.00
UK 4	1	1	1/50p, 3/£1.00	£1.00	50p			
UK 5	1	1	1/50p, 2/£1.00	£1.00	50p			
UK ECA 6	1	1	1/30p, 2/50p, 4/£1.00	£1.00	50p	20p	10p	£2.00
UK ECA 7	1	1	3/£1.00	£1.00	50p	20p	10p	£2.00
UK ECA 8	1	1	1/50p, 2/£1.00, 4/£2.00	£1.00	50p	20p	10p	£2.00
USA1	2	2	1/25¢	25¢	25¢			\$1.00
USA2	2	1	1/25¢	25¢	25¢			\$1.00
USA3	1	1	1/25¢	25¢	25¢			\$1.00
USA4	1	1	1/50¢, 3/\$1.00	25¢	25¢			\$1.00
USA5	2	1	1/50¢, 4/\$1.00	25¢	25¢			\$1.00
USA6	1	1	1/50¢	25¢	25¢			\$1.00
USA7	1	1	1/50¢, 3/\$1.00	25¢	25¢			\$1.00
USA8	2	2	1/50¢, 4/\$1.00	25¢	25¢			\$1.00
USA9	3	2	1/25¢, 4/\$1.00	25¢	25¢			\$1.00
USA10	3	3	1/25¢, 4/\$1.00	25¢	25¢			\$1.00
USA11	4	2	1/25¢, 4/\$1.00	25¢	25¢			\$1.00
USA12	4	3	1/25¢, 4/\$1.00	25¢	25¢			\$1.00
USA13	4	4	1/25¢, 4/\$1.00	25¢	25¢			\$1.00
USA ECA	3	3	1/25¢, 4/\$1.00	\$1.00	25¢	10¢	05¢	\$1.00